



GEEL 2000 LANGUAGE SCHOOLS

Geel 2000 Language Schools

Science Department

Primary (1)

First term

(2023-2024)




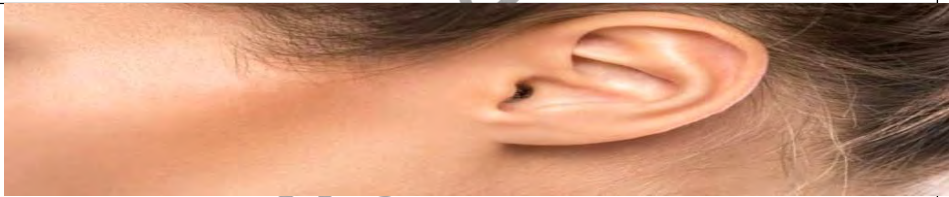



Name:.....

Class:



Chapter 1: All About Me

Lesson (1): The five senses organs

1-Eyes	
2-Ears	
3-Nose	
4-Skin	
5-Tongue	



Worksheet

Match



Eyes



Tongue



Ears



Nose



Skin





Lesson: (2)
Our five senses:

I can see with my eyes.




I can hear with my ears.



I can smell with my nose.



I can touch with my hands.




I can taste with my tongue.



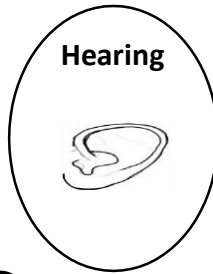
The five senses



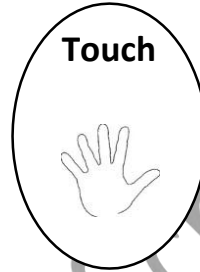
Taste



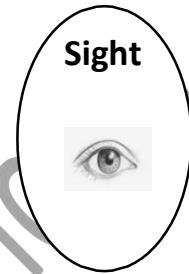
Smell



Hearing



Touch



Sight

Senses

- We have five senses.
 - Our senses are:
hearing, seeing, touching, smelling and tasting.
- We see with our eyes.
- We hear with our ears.
- We smell with our nose.
- We taste with our tongue.
- We touch and feel with our hands and skin.

Our Five Senses

I can **smell**
with my **nose**.



I can **see**
with my **eyes**.




I can **hear**
with my **ears**.



I can **taste**
with my **tongue**.



I can **touch**
with my **hands**.





SING A SONG OF FIVE SENSES

I HAVE TWO EYES TO SEE.

I HAVE ONE NOSE TO SMELL.

I HAVE SKIN TO TOUCH.


I HAVE TWO EARS TO HEAR.

**I HAVE ONE TONGUE TO
TASTE.**


My Senses




I can hear the birds sing,
The dogs bark, the cat meow,
I can hear the phone ring,
I can hear YOU!





I can see the grass grow,
The bright stars, the yellow moon,
I can see the white snow,
I can see YOU!



I can smell the roast meat,
The fresh bread, the pretty flowers,
I can smell your dirty feet,
I can smell YOU!



I can touch the soft grass,
The cold ice, the wet rain,
I can touch the smooth glass,
I can touch YOU!



I can taste the crispy apple,
The chocolate bar, the cream cake,
I can taste the fresh pineapple,
I can taste YOU!



Worksheet

Match



Worksheet

What do you see, hear, smell and touch in the spring time?



The worksheet is designed for a sensory observation activity. It features four main boxes, each with a cloud-shaped header containing a question:

- I see:** A large empty box for drawing or writing. To its right is a drawing of two flowers with five petals each, growing from a central stem with two leaves.
- I hear:** A large empty box for drawing or writing. To its right is a drawing of a bird in flight, facing right.
- I smell:** A large empty box for drawing or writing. To its left is a drawing of a single rose on a stem with two leaves.
- I taste:** A large empty box for drawing or writing. To its right is a drawing of three strawberries, one at the top and two below it.

Lesson: (3)

Dr. Magdi Yacoub



- Dr. Magdi Yacoub is the most famous **cardiologist** .
- He treats the heart (cardiac) diseases.
- He helps children with heart problems.





Worksheet



Look at the picture ,then
answer:

What is his name?

.....

What is his job?

.....

What do you see in his face?

.....





Worksheet

Choose:

- Dr. Magdi Yacoub is a.....
(teacher – doctor)
- Dr. Magdi Yacoub treats.....
(heart – eyes)

Draw and colour picture for

Dr. Magdi Yacoub:




Chapter 2 : Family Tree


Lesson (5) : Adult and babies

Learn and colour:

A young cat
is a kitten.




A young dog
is a puppy.






A young cow
is a calf.




A young chicken
is a chick.






A young elephant
is a calf.




A young sheep
is a lamb.







A young lion
is a cub.




A young deer
is a fawn.







A young
giraffe is
a calf.



A young goat
is a kid.





A young horse is a foal






Geel

I  **SCIENCE**




Worksheet



Complete the sentences by using the following words
(chick, kitten, calf, fawn and lamb)

	A young elephant is a _____
	A young deer is a _____
	A young cat is a _____
	A young sheep is a _____
	A young chicken is a _____

Write the labels below the corresponding baby animals.



Calf



Chick

Kitten

Geel



Worksheet

Match the adult to the babies:

Adult "parent"



Baby "offspring"



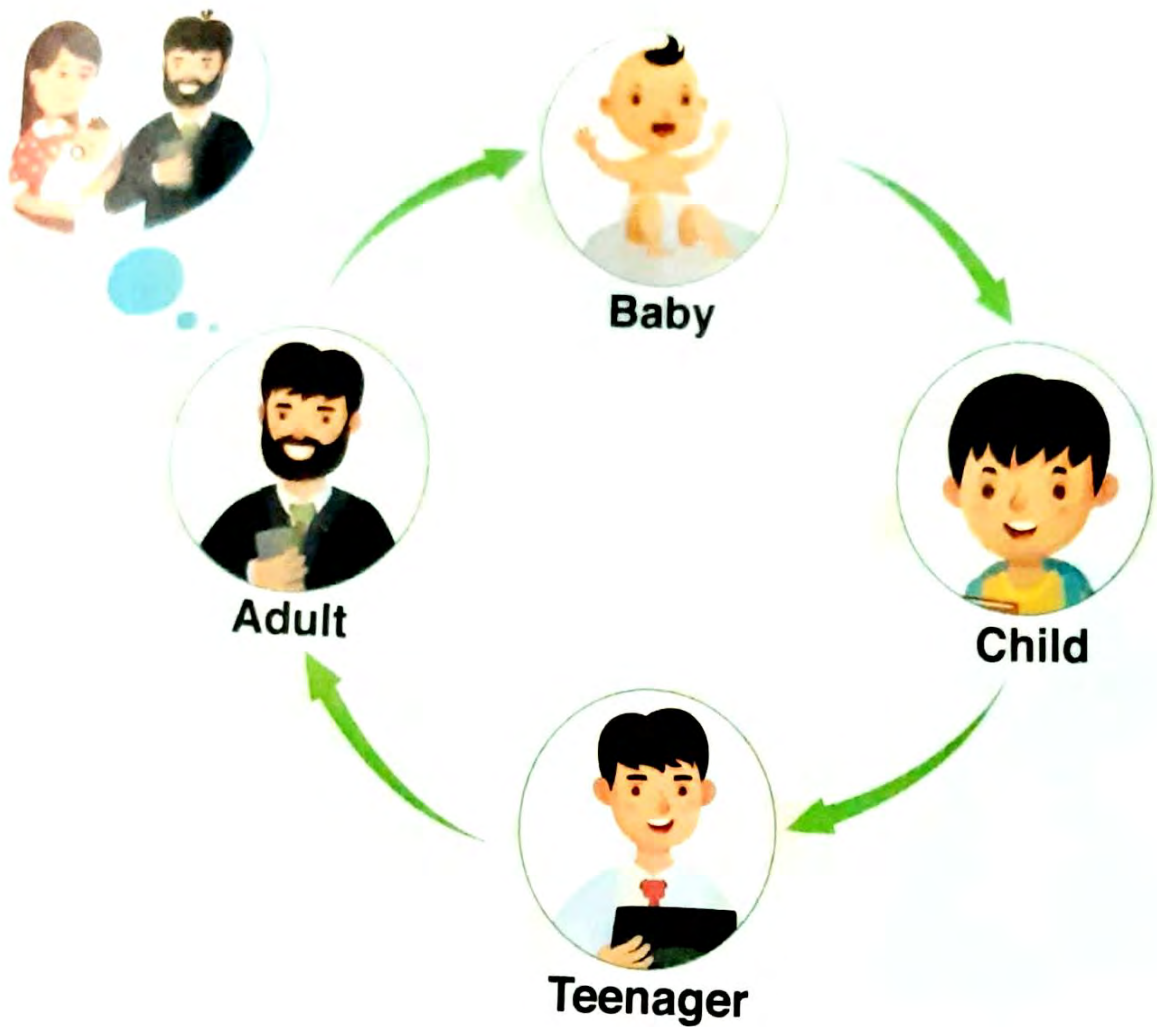
Lesson (6)

Life cycle of a human

What is your stage?



Life Cycle of a Human





The adult is the “parent”.

- The baby is the “offsp

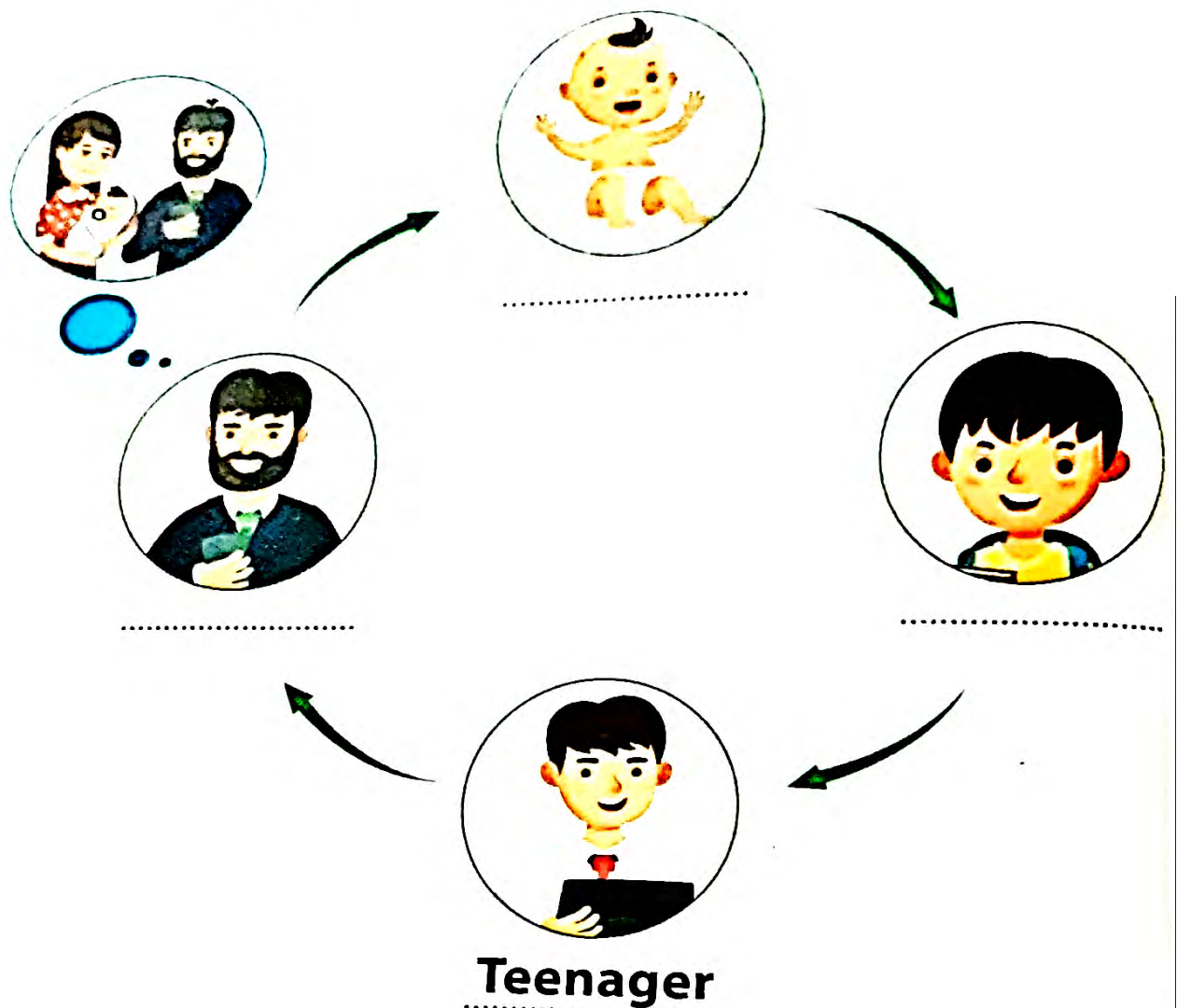




Worksheet

Complete the life cycle of the human using the words below:

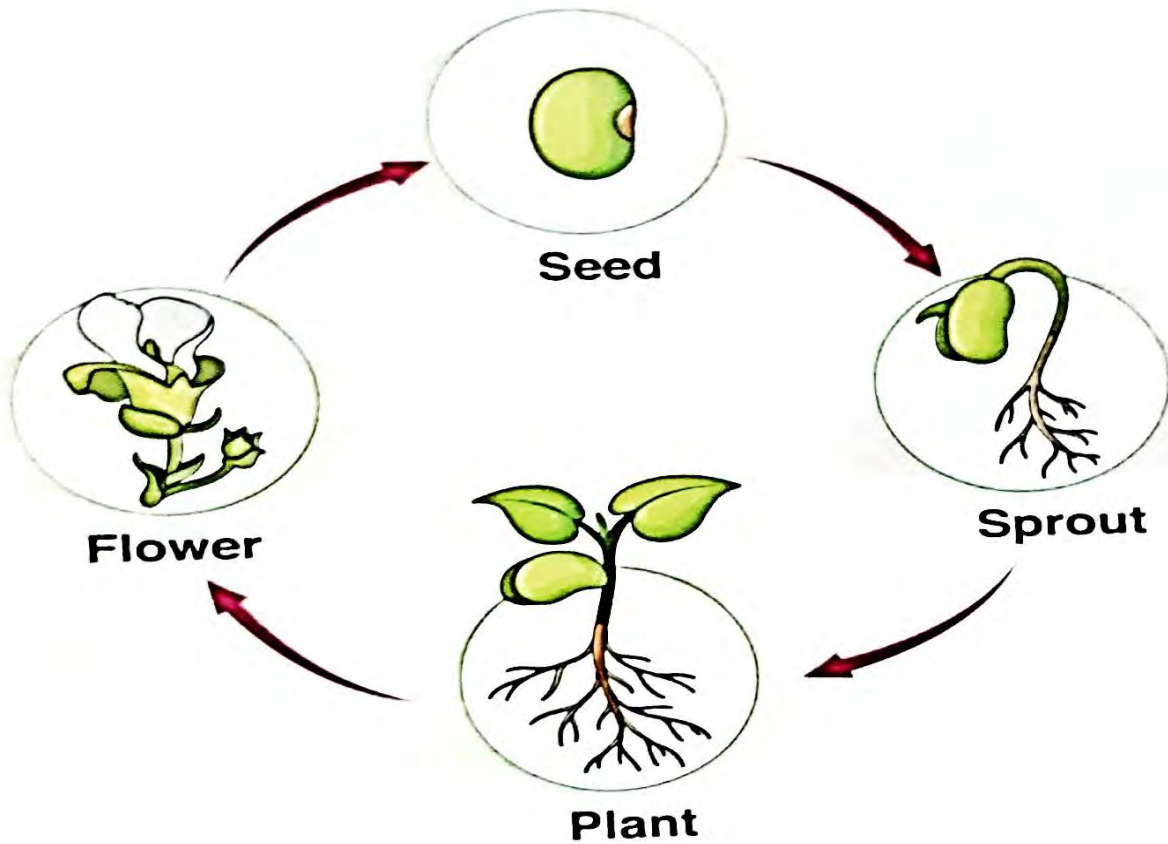
(Adult – Child – Baby- Teenager)



Lesson (7)

Life cycle of a plant

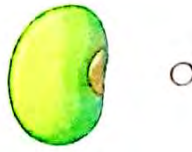
• Plants like humans and animals grow up as follows:





Worksheet

Match each picture to its name:



Flower



Plant



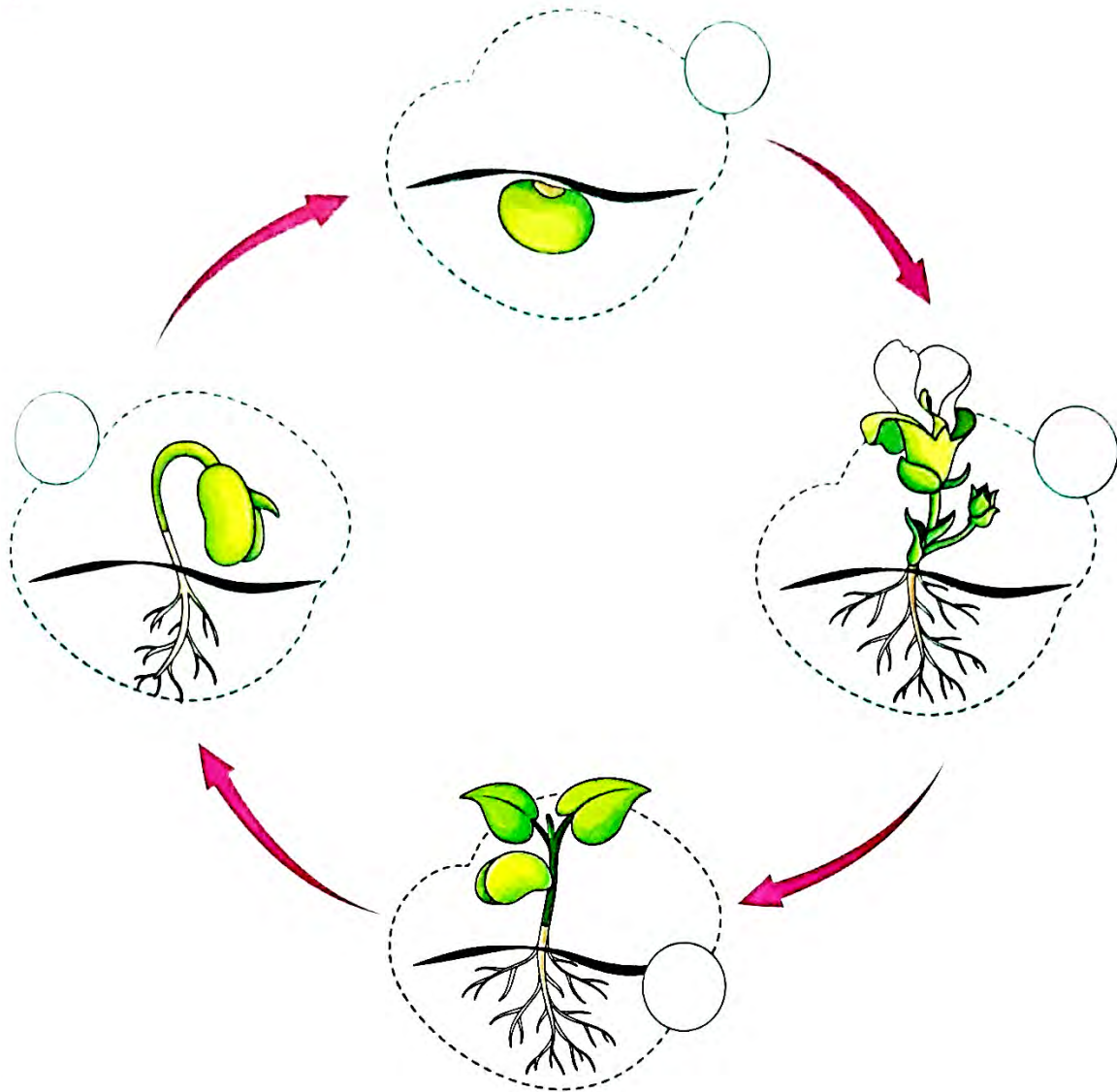
Sprout



Seed

Worksheet

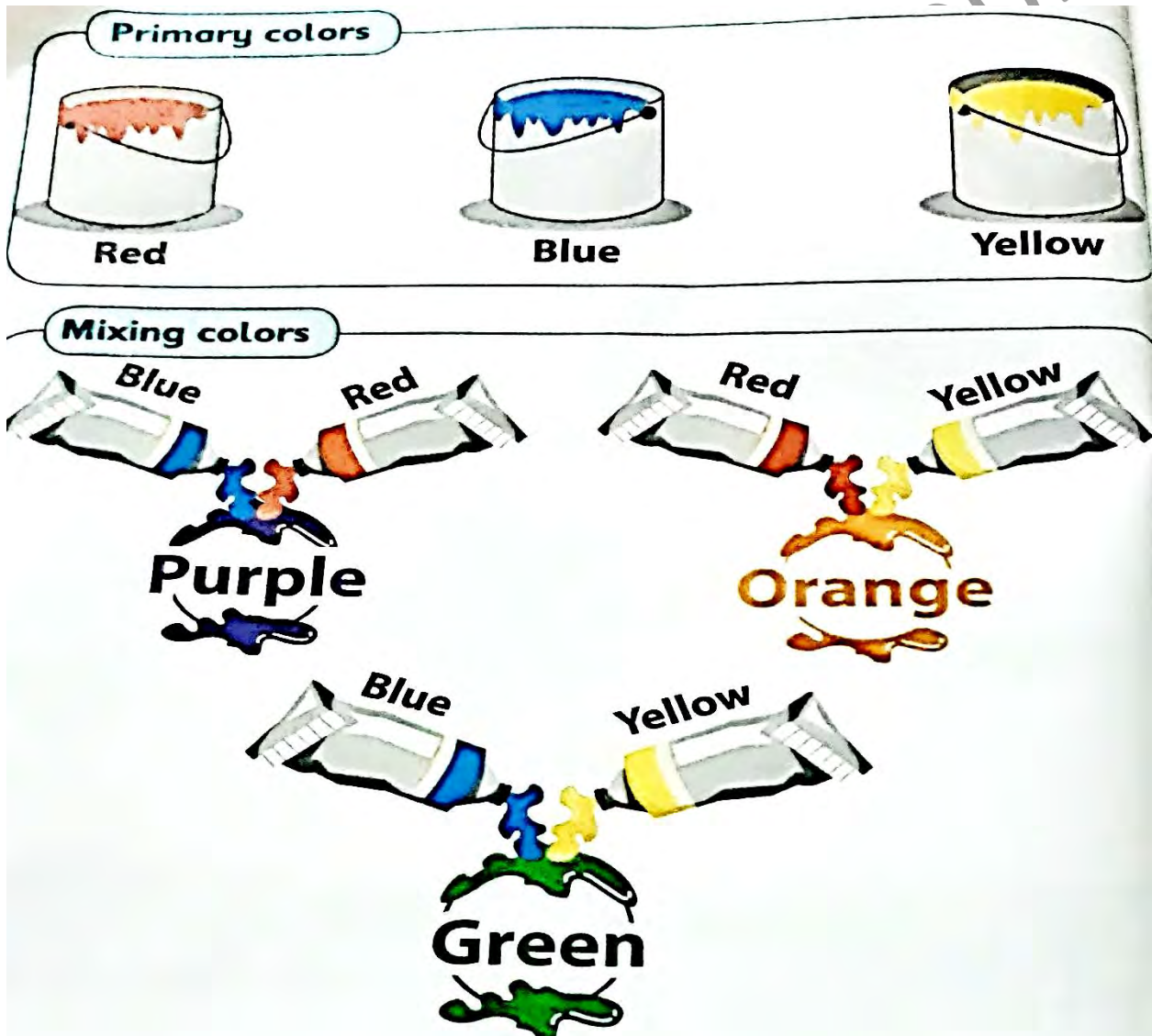
Arrange the life cycle of the plant from (1-4):





Lesson (8)


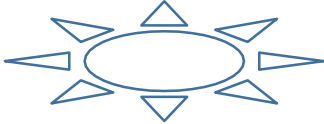

The primary colours



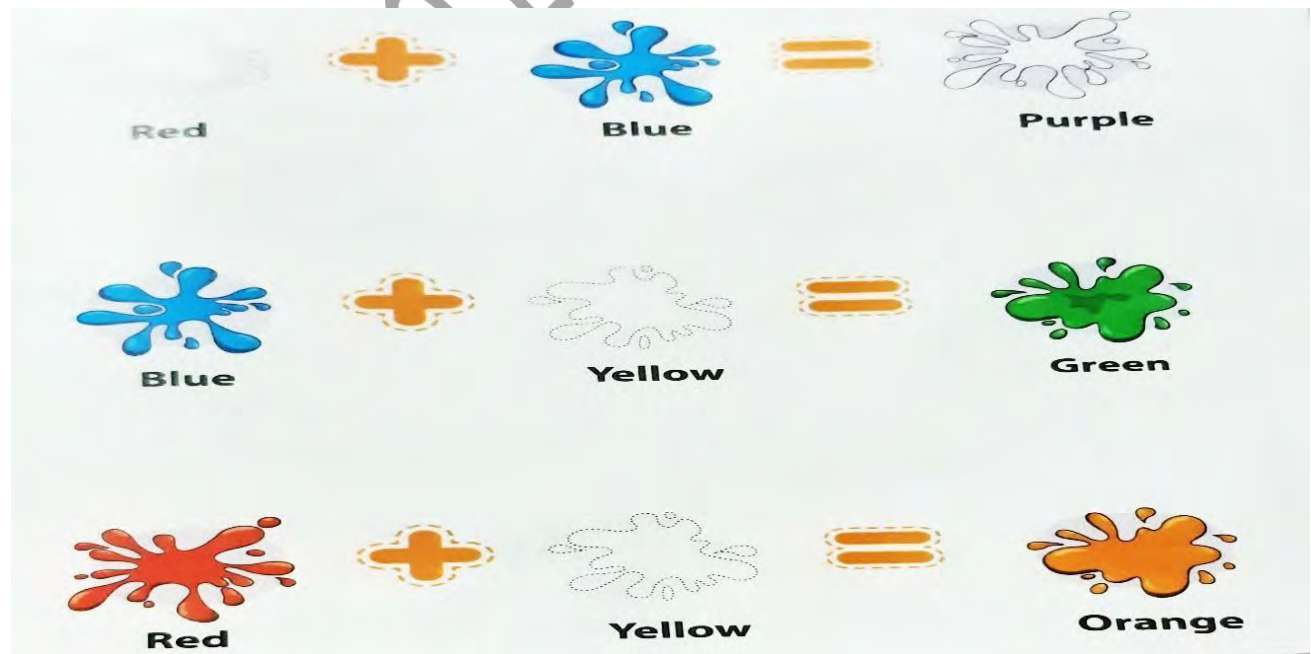


Worksheet

Learn & write and colour:

Red	Yellow	Blue
		
.....
.....
.....


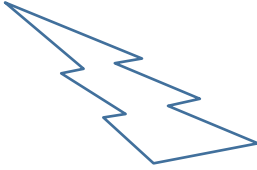

Colour





Worksheet

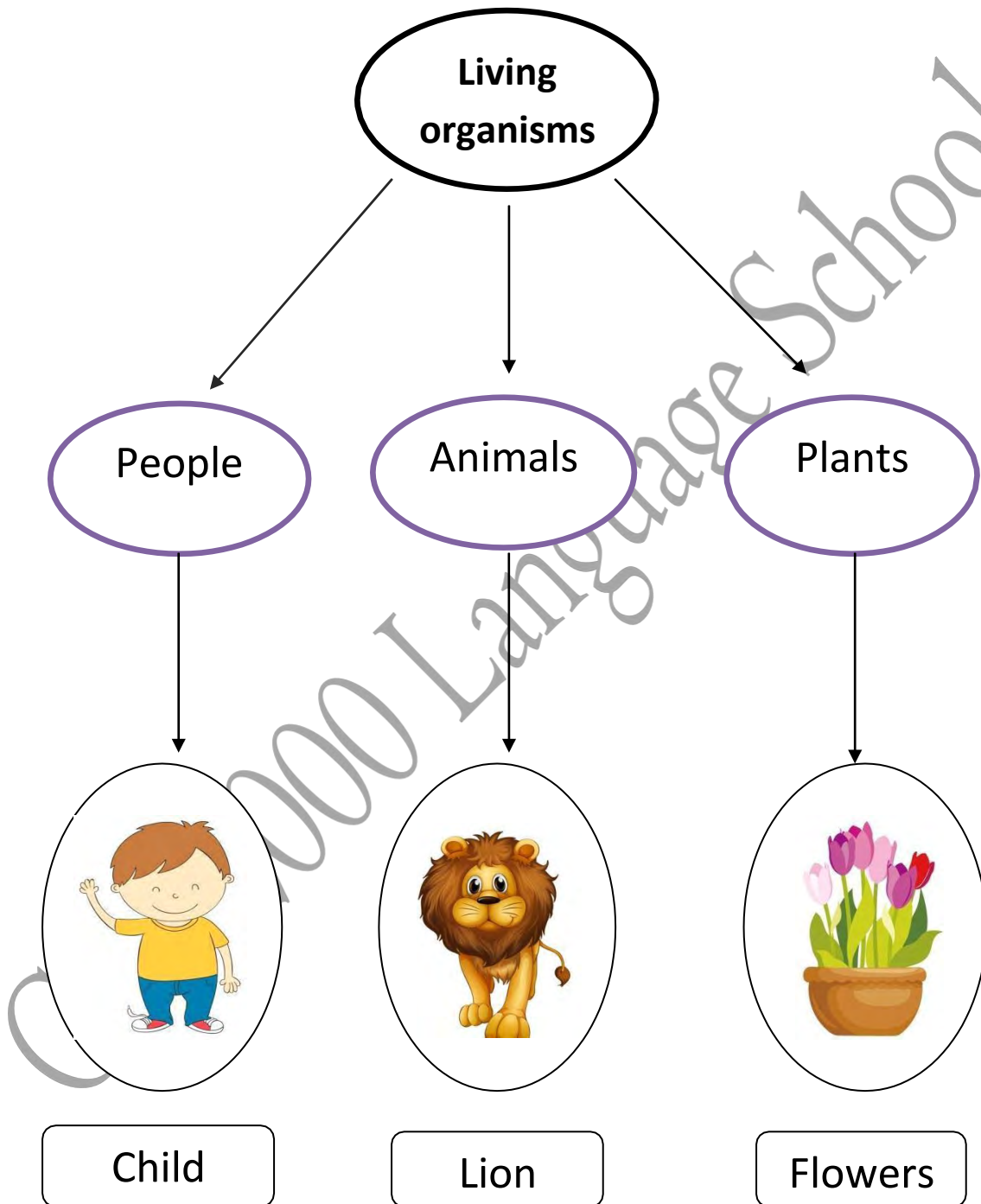
Learn & write and colour:

purple	green	Orange
		
.....
.....
.....



G

Lesson (9) Living organisms



Let's sing a song



“Living things song”



Living things all grow and change,
grow and change, grow and change
Living things all grow and change, Non-living things do not.



Living things need food and water, food and water,
food and water
Living things need food and water, Non-living things do not.

Living things need air to breathe, air to breathe,
air to breathe.



Living things need air to breathe,
Non-living things do not.



Living things move on their own, on their own,
on their own. Living things move on their own,
Non-living things do not.

Living things can

1- Living things can eat, they



food




2- Living things can drink, they



water



3- Living things can breathe, they



air



4- Living things



shelter












Worksheet

Am I Living?

Check the boxes by each picture to find out if it is living or not.

Object	Do I need food and water?	Do I need air?	Do I grow?	Do I reproduce? move?	Am I living? Yes or No
					
					
					
					
					
					
					

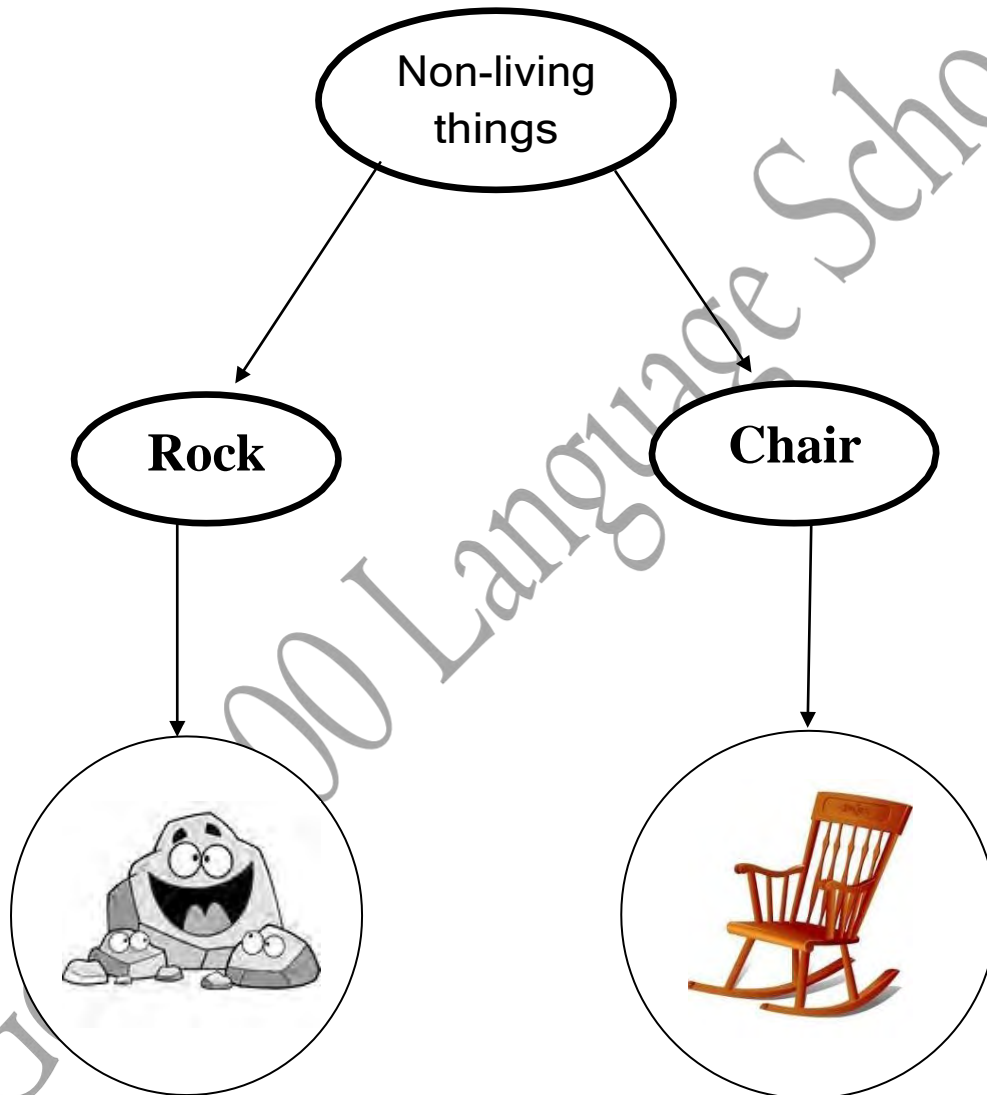
Living things

Living things eat, breathe, move, grow and reproduce.

Talk about the pictures below. Draw lines to connect all the living things to the middle.



Lesson 10: Non-living things




Non living things
can not:


1- Can't eat.



2- Can't grow. **X**



3- Can't move.

















4- Can't breathe.



Worksheet (3)

Am I Living?

Check all the living things on the trail with ✓
Cross out all the pictures that are NOT living with ✕

 <input type="checkbox"/>	 <input type="checkbox"/>	 <input type="checkbox"/>	 <input type="checkbox"/>
 <input type="checkbox"/>	 <input type="checkbox"/>	 <input type="checkbox"/>	
 <input type="checkbox"/>	 <input type="checkbox"/>	 <input type="checkbox"/>	 <input type="checkbox"/>
 <input type="checkbox"/>	 <input type="checkbox"/>	 <input type="checkbox"/>	

Lesson 11 : Environment

Environment:

The surroundings or conditions in which a person, animal or plant lives.





Different types of environment

board
work

There are three major types of environment. What are they?

land



freshwater



marine



Desert environment



Animals live in desert : camel ,fox and snake .

Agricultural
environment



Animals live in farm : cow , sheep and goat.

Marine environment



Animals live in marine : fish, octopus and jelly fish.

How we can save our environment?



1- Plant trees

SAVE TREES



THEY WILL SAVE YOU

2- keep your place clean.



I love cleaning.



Work sheet (11)

Complete the sentences with: Cow, Fox or Fish.

1- lives in desert.



2- lives in farm.



3-Animals live in marine.....



Lesson 12 : Water

Importance of water

„We need water to survive,
without water survival is
impossible“


All water we need, comes from rain .

Our body is made of **70%** water



USES OF WATER

Drinking, Bathing, Watering Plants, Cooking, etc



How to keep water.

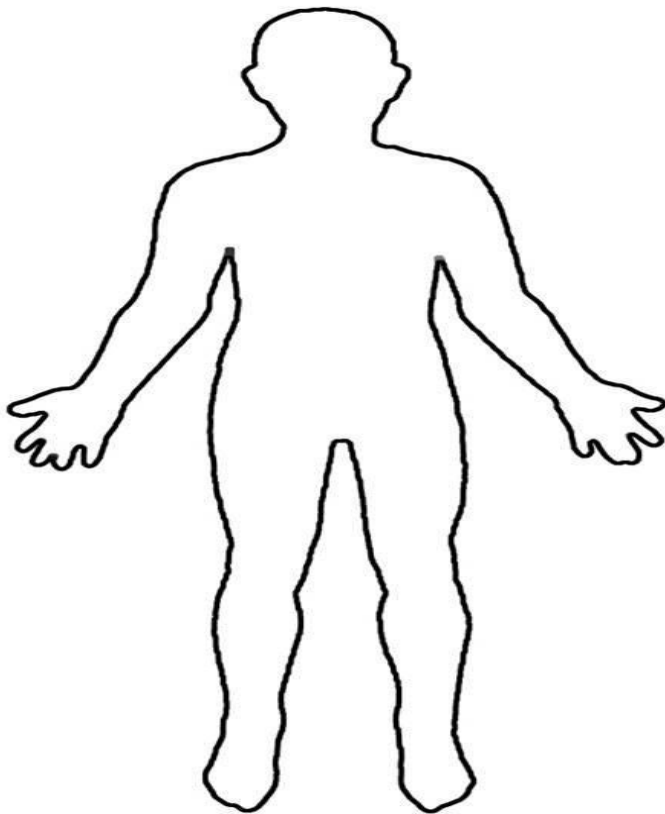
1- Conserve water by turning off the tap, when running water is not necessary.


2- Don't throw litter into the Nile river.



Work sheet (12)

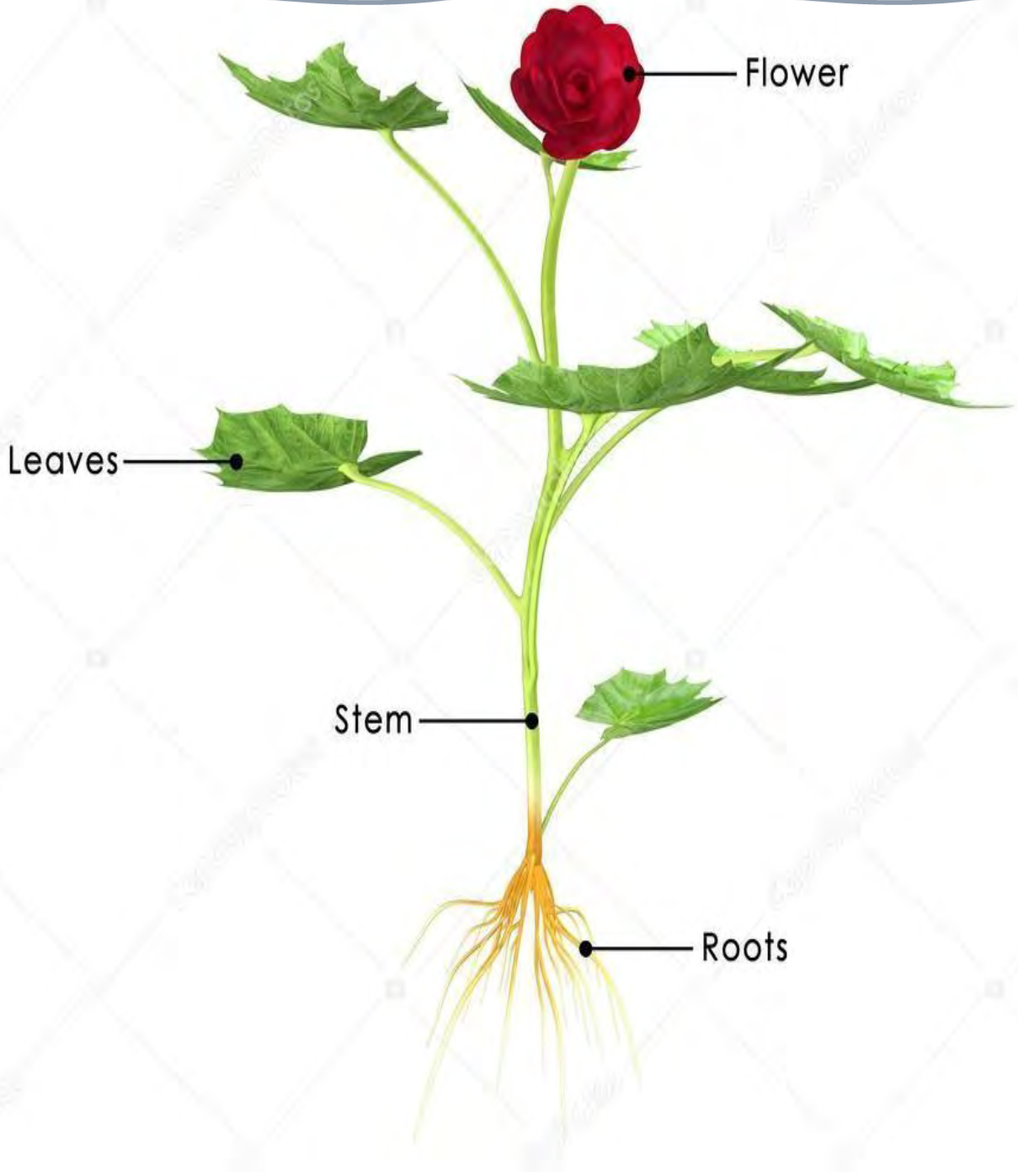
Color the body below, how much of our bodies are made up of water?





Thank you

Lesson (13) plant diagram



The functions of plant parts :-


❖ Flower → makes seeds.



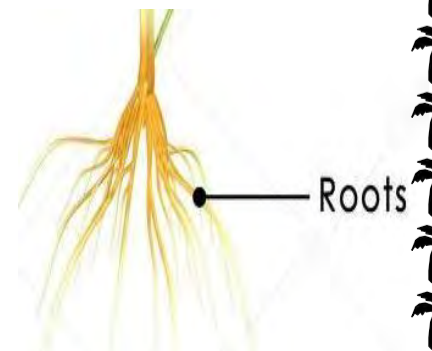
❖ Stem → holds the plant up and carries water from the roots to the different parts of the plant.



❖ Leaves → use sunlight to make food.



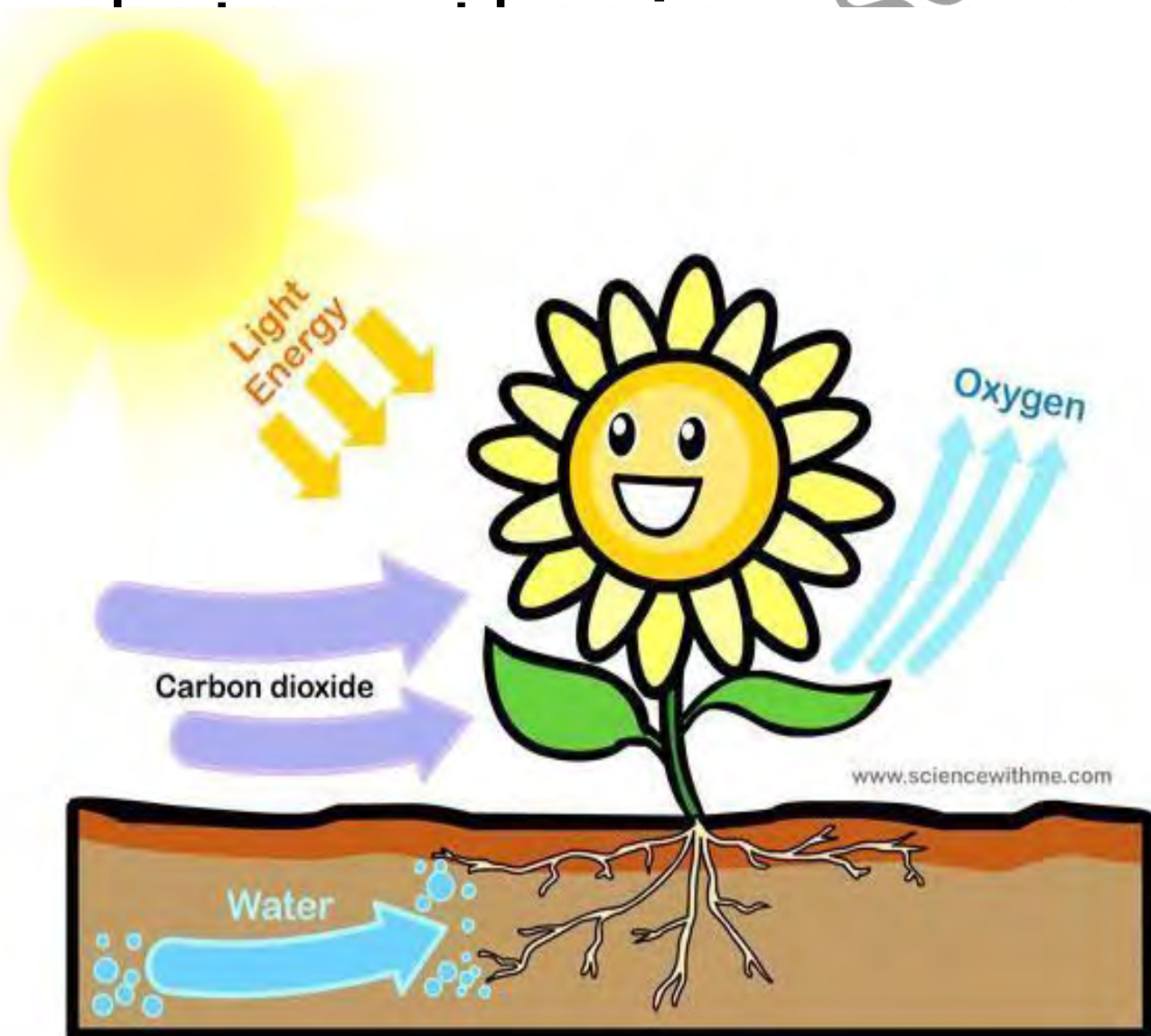
❖ Roots → hold the plant in the ground and absorb water from the soil.



Plant needs :

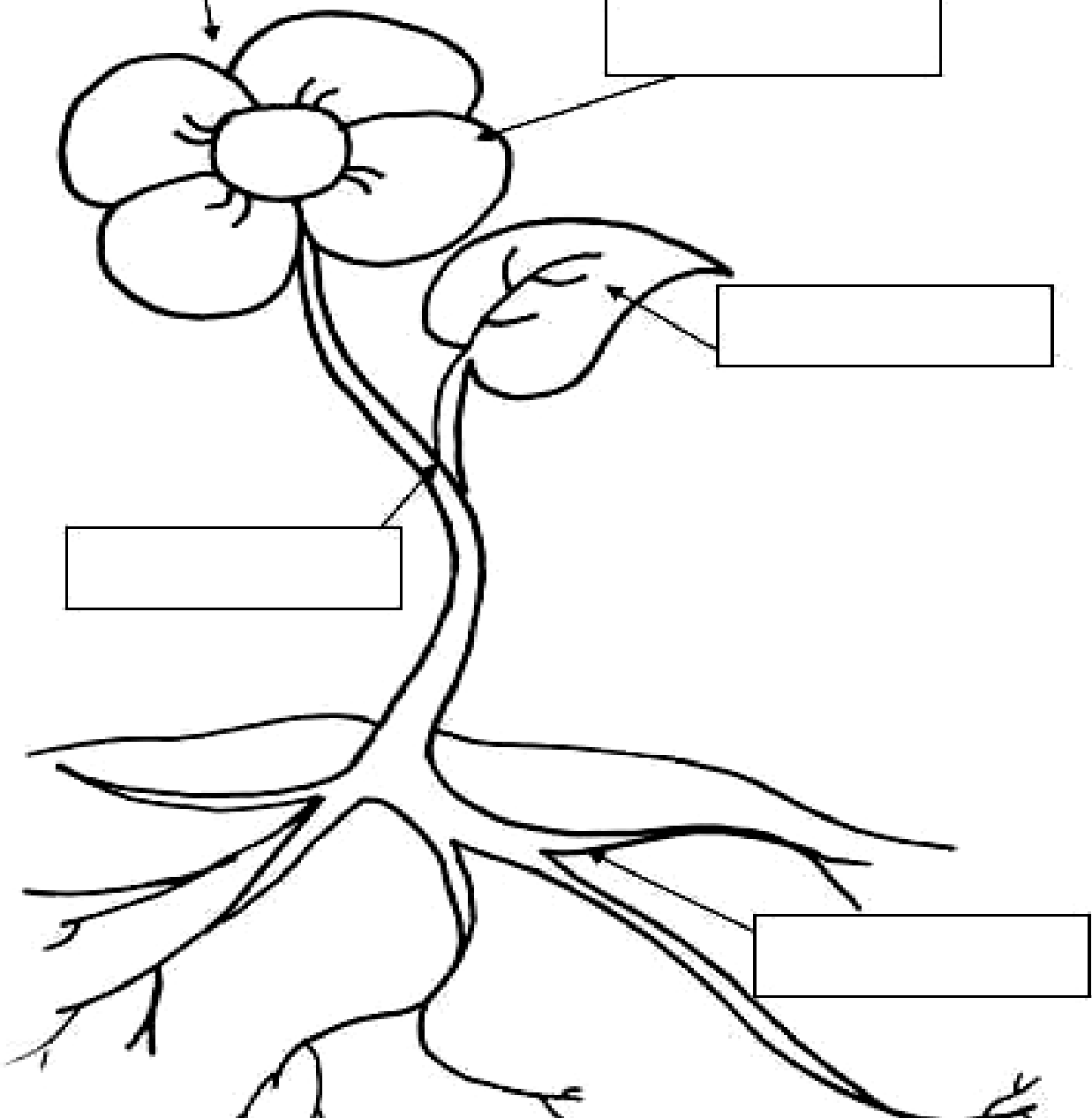
- Sun light
- Water
- Carbon dioxide

To make its food (sugar) by using



Worksheet

Color the plant and label names of the parts of the plant:
(flower – leaf – root – stem)



lesson(14)Animal diagrams

Match:

scales

beak



Parrot

shell

feather



Fish

wings

fin



Tortoise



hooves

tail

Lion



claws

Long neck

Antelope



antlers

Kangaroo

teeth




pouch

Giraffe

How can animals move?

1- Animals can walk and run:



Elephant



Bear



Penguin



Camel

2- Animals can fly:



Owl



Butterfly

3- Animals can hop :




Frog



Rabbit

4- Animals can swim :



Dolphin



Fish

Lesson(15) Pollution


Transportations that cause pollution:



Car



Bus



Train

Boat



Aéroplane



They don't cause pollution:



walk

Bicycle





Worksheet

Write each word into the correct column in the table:

(train – car – walk – boat – airplane – bus – bicycle)

Cause pollution	No pollution

Lesson(16) Seasons of the year



Winter



Spring




Summer



Fall



Sorting clothes:

Winter	Summer
	

Winter or summer

This is a farmer.

The farmer grows fruits and vegetables.

It is winter.

*The farmer grows oranges.

*The farmer grows carrots.
The farmer grows beets.

It is summer.

*The farmer grows watermelon. The farmer grows mangoes.
The farmer grows grapes.

Thank you, farmer.



Worksheet

Write the name of season:

(winter – summer – spring – fall)

